

Scaled data based on original data using
LM-79-2019 Approved Method: Electrical and Photometric Measurements of Solid-
State Lighting Products

Test Report Prepared for
Cooper Lighting Solutions

Brand: STREETWORKS

Report Number: P386131

Luminaire Tested: GAW-SA1D-730-U-RW

Issue Date: 3/3/2020

Test Information

Test Method: LM-79-2019
Report Number: P386131
TEST IS SCALED FROM IESNA LM-79-08 TEST DATA (G2-1903-205-7)
Test Lab: INNOVATION CENTER
Issue Date: 3/3/2020
Manufacturer: COOPER LIGHTING SOLUTIONS
Product Line: STREETWORKS
Catalog Number: GAW-SA1D-730-U-RW
Description: GALLEON WALL LUMINAIRE
(1) 70 CRI, 3000K, 1200mA LIGHTSQUARE WITH 16 LEDS AND RECTANGULAR WIDE OPTICS
Light Source: -
Ballast/Driver: ELECTRONIC DRIVER

Summary

Lumens per Lamp: N/A
Luminaire Lumens: 7715 lumens
Efficiency: N/A
Efficacy: 115.1 lumens/watt
Luminous Opening: Rectangular (W 0.5' x L: 0.5' x H: 0')
IES Classification: Type III - Short
BUG Rating: B3 - U0 - G3

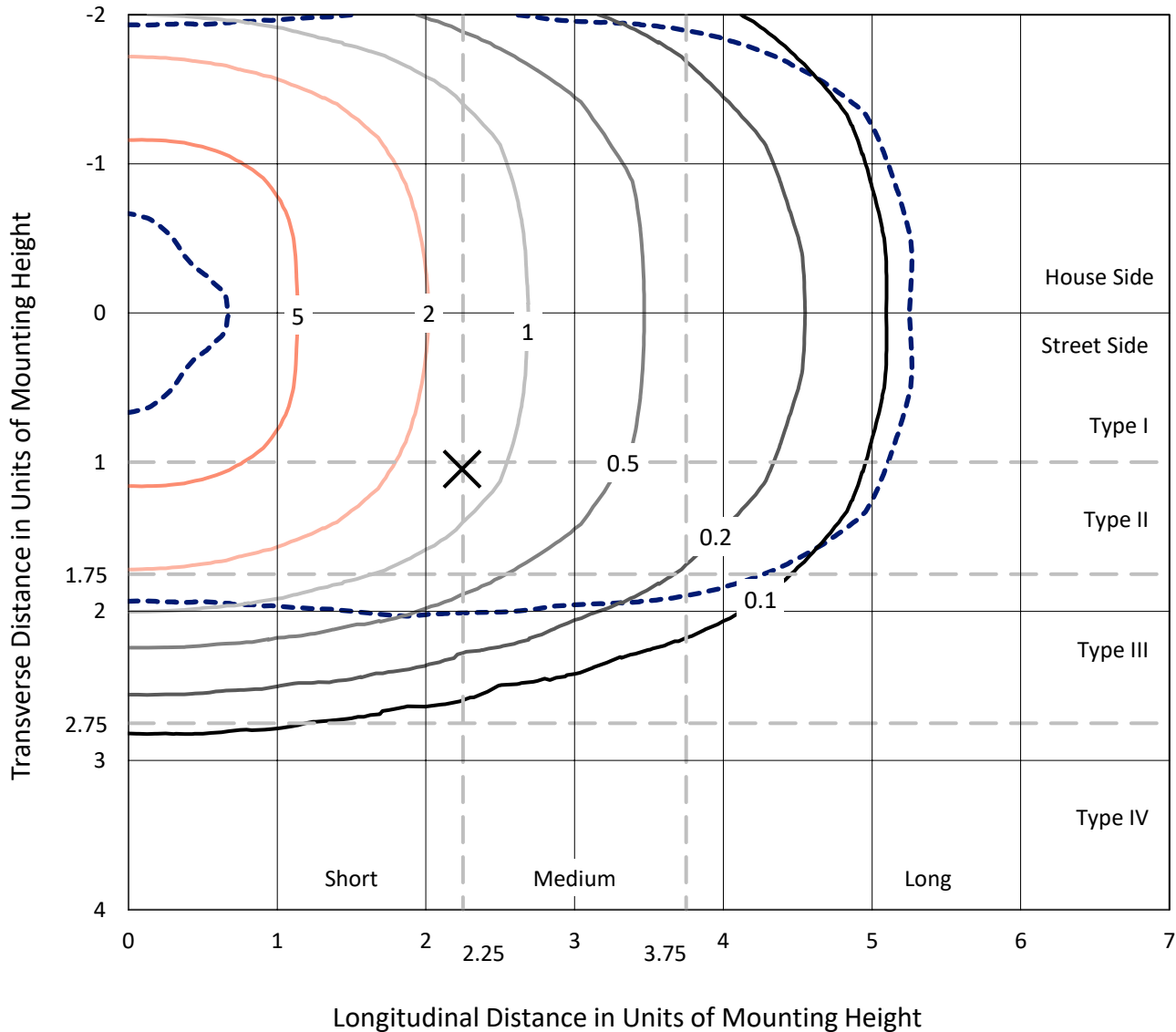
Input Watts (W): 67
Input Voltage (V): NR
Input Current (Ain): NR
Voltage Rise (V): NR
Power Factor: NR
Total Harmonic Distortion (THDi): NR
Frequency (hertz): 60
Stabilization Time: NR
Operation Time: NR
Ambient Temperature (°C): NR
Test Distance: 28.75 FT



REPORT NUMBER: P386131
 CATALOG NUMBER: GAW-SA1D-730-U-RW

Iso-Footcandle Lines of Horizontal Illumination

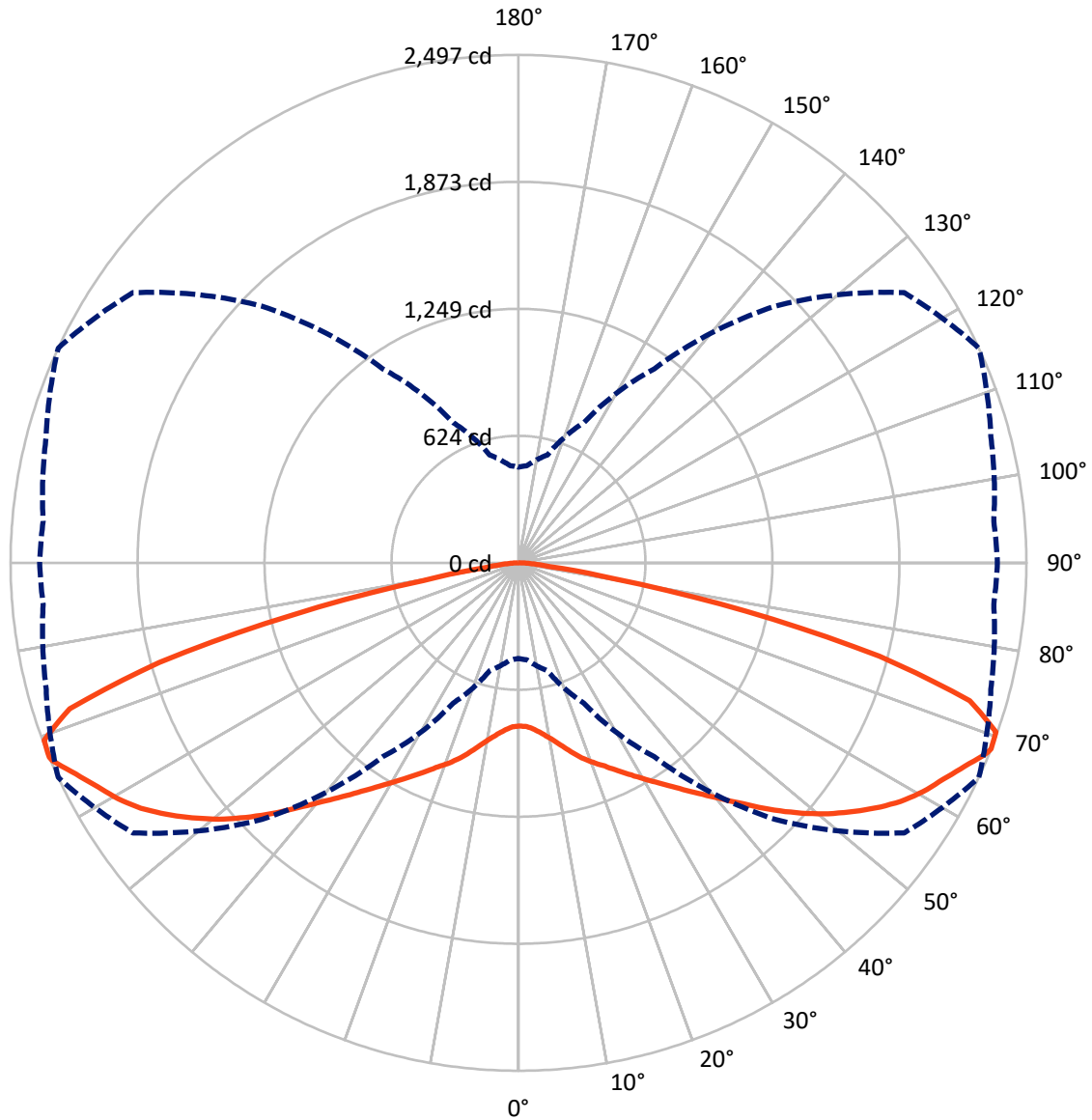
× Max cd
 - - - 1/2 Max cd



Based on 10 foot mounting height. Maximum calculated value = 9.1 fc
 Type III - Short - N/A

REPORT NUMBER: P386131
CATALOG NUMBER: GAW-SA1D-730-U-RW

Luminous Intensity Polar Plot



— Vertical Plane Through 65-Deg Lateral - - - Horizontal Cone Through 68-Deg Vertical

REPORT NUMBER: P386131
 CATALOG NUMBER: GAW-SA1D-730-U-RW

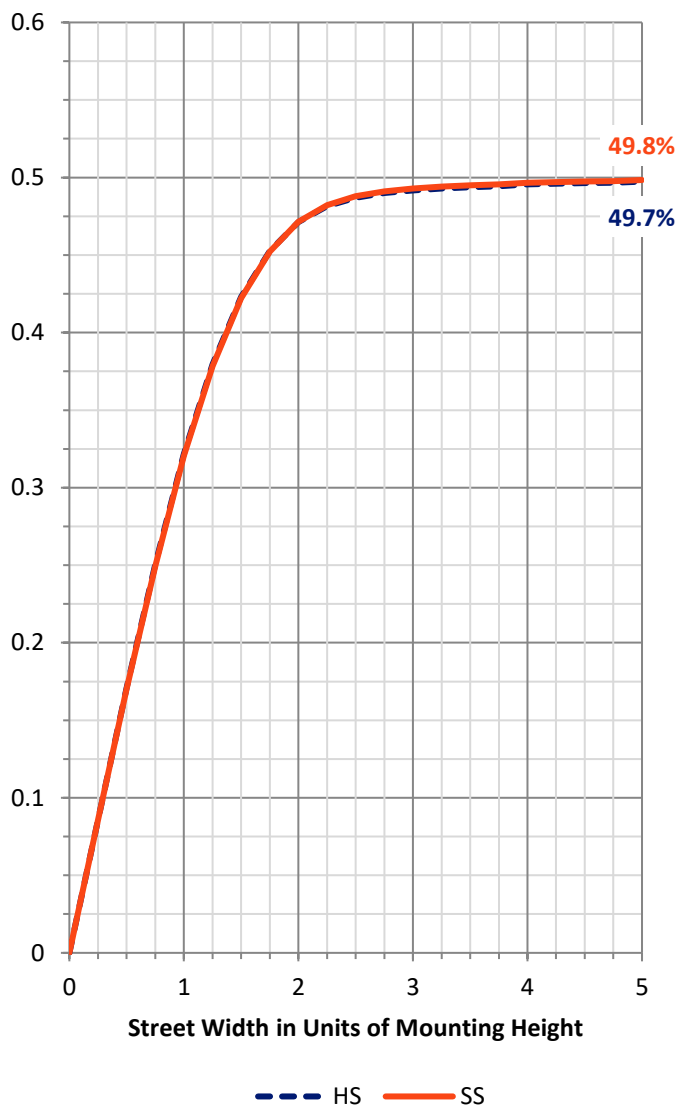
FLUX DISTRIBUTION:

		Downward	Upward	Total
House Side	Lumens	3857.5	0.0	3857.5
	% Fixture	50.0	0.0	50.0
Street Side	Lumens	3857.5	0.0	3857.5
	% Fixture	50.0	0.0	50.0
Total	Lumens	7715.0	0.0	7715.0
	% Fixture	100.0	0.0	100.0

ZONAL LUMENS:

Zone	Lumens	% Fixture
0°-10°	78.5	1.0
10°-20°	263.0	3.4
20°-30°	512.7	6.6
30°-40°	861.4	11.2
40°-50°	1357.2	17.6
50°-60°	1815.0	23.5
60°-70°	1764.5	22.9
70°-80°	964.5	12.5
80°-90°	98.1	1.3
90°-100°	0.0	0.0
100°-110°	0.0	0.0
110°-120°	0.0	0.0
120°-130°	0.0	0.0
130°-140°	0.0	0.0
140°-150°	0.0	0.0
150°-160°	0.0	0.0
160°-170°	0.0	0.0
170°-180°	0.0	0.0
0°-90°	7715.0	100.0
0°-180°	7715.0	100.0

Coefficient of Utilization



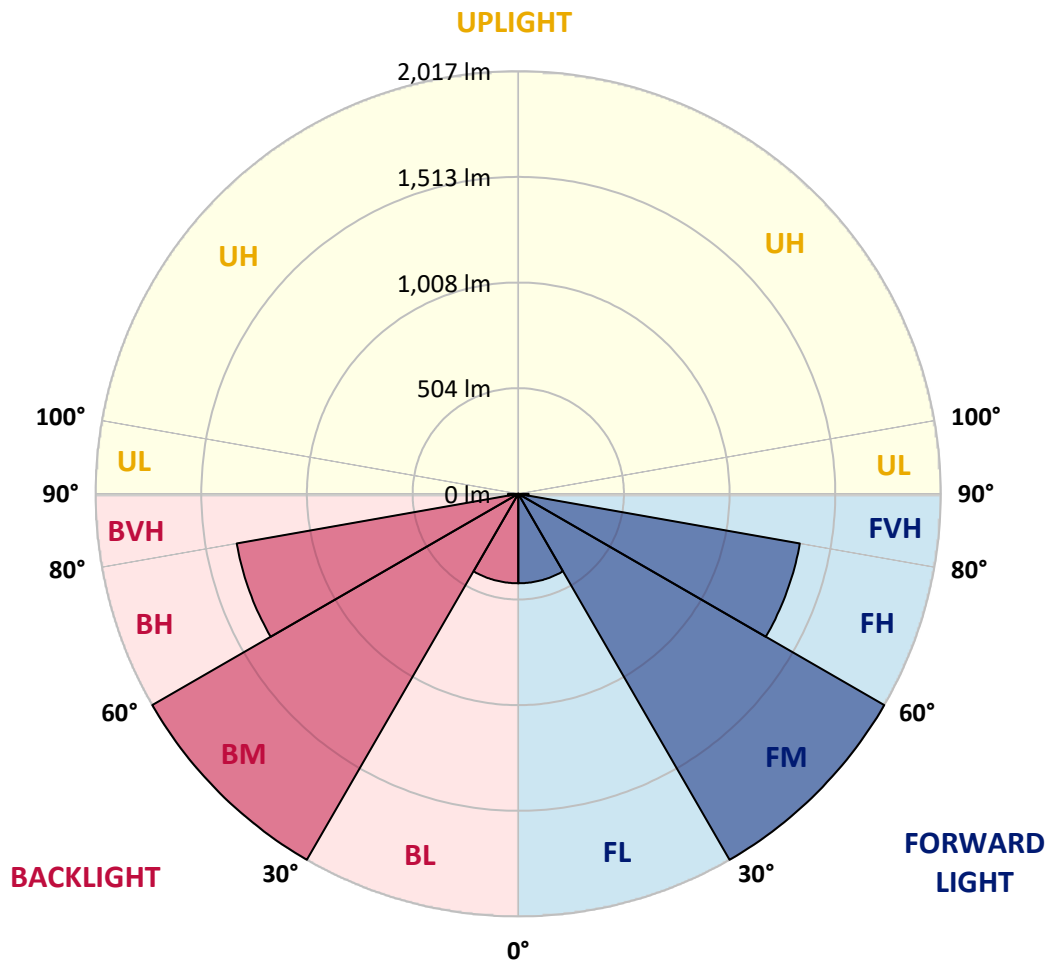
REPORT NUMBER: P386131
 CATALOG NUMBER: GAW-SA1D-730-U-RW

LUMINAIRE CLASSIFICATION SYSTEM LUMEN TABLE AND BUG RATING:

Zone		Lumens	% Fixture	Zone Rating/Lumen Limit		
				B	U	G
FL	(0°-30°)	427.1	5.5			
FM	(30°-60°)	2016.8	26.1			
FH	(60°-80°)	1364.5	17.7			G1/1800
FVH	(80°-90°)	49.0	0.6			G1/100
BL	(0°-30°)	427.1	5.5	B1/500		
BM	(30°-60°)	2016.8	26.1	B2/2500		
BH	(60°-80°)	1364.5	17.7	B3/2500		G3/2500
BVH	(80°-90°)	49.0	0.6			G1/100
UL	(90°-100°)	0.0	0.0		U0/0	
UH	(100°-180°)	0.0	0.0		U0/0	

BUG Rating: B3-U0-G3

Type III Short





REPORT NUMBER: P386131
 CATALOG NUMBER: GAW-SA1D-730-U-RW

CANDELA DISTRIBUTION (FULL):

	0°	5°	15°	25°	35°	45°	55°	65°	75°	85°	90°
0°	802.2	802.2	802.2	802.2	802.2	802.2	802.2	802.2	802.2	802.2	802.2
2.5°	796.5	796.7	798.0	799.6	800.9	804.2	805.0	806.3	806.8	808.1	808.1
5°	789.5	790.0	793.1	797.3	801.9	810.2	816.1	822.9	826.2	829.9	829.6
7.5°	788.7	790.0	794.4	801.1	808.9	822.6	835.0	848.5	857.5	865.8	865.3
10°	796.7	798.8	805.0	815.1	826.8	843.8	862.2	880.3	896.1	908.8	909.3
12.5°	808.9	811.5	821.3	836.6	854.2	876.2	897.9	918.3	940.1	958.9	960.5
15°	824.9	828.3	843.1	865.8	892.7	918.8	942.1	963.1	988.2	1014.3	1016.9
17.5°	848.7	853.4	872.8	903.6	939.0	967.7	992.1	1007.8	1028.8	1055.7	1060.6
20°	885.0	890.9	915.5	952.2	995.4	1025.4	1044.0	1047.4	1057.8	1081.8	1087.5
22.5°	932.0	937.2	964.6	1008.3	1056.7	1089.3	1099.1	1085.7	1084.7	1104.1	1109.5
25°	984.6	989.2	1021.0	1070.2	1122.2	1158.1	1157.9	1131.7	1113.6	1128.6	1134.3
27.5°	1043.5	1050.8	1081.3	1133.0	1188.7	1224.1	1222.0	1181.7	1147.3	1151.1	1156.1
30°	1111.3	1119.3	1149.1	1201.6	1257.2	1291.9	1289.3	1236.0	1184.3	1173.9	1177.5
32.5°	1195.4	1204.9	1233.1	1284.9	1334.0	1365.3	1357.8	1295.0	1228.7	1206.2	1209.6
35°	1296.5	1302.2	1332.0	1382.9	1422.8	1444.2	1428.5	1363.3	1285.1	1258.0	1258.0
37.5°	1399.0	1403.4	1436.7	1486.1	1524.7	1536.1	1505.3	1438.0	1358.9	1320.3	1321.1
40°	1497.3	1509.2	1546.7	1597.4	1635.4	1638.5	1597.6	1523.4	1440.9	1401.0	1405.7
42.5°	1600.0	1611.6	1656.4	1713.8	1747.4	1752.6	1704.7	1619.1	1533.5	1501.1	1506.3
45°	1691.5	1700.8	1752.6	1819.3	1861.2	1874.7	1818.0	1728.8	1633.6	1602.0	1603.3
47.5°	1755.4	1767.6	1824.5	1903.1	1964.2	1984.9	1929.3	1835.6	1732.1	1693.9	1697.2
50°	1813.4	1819.8	1877.5	1963.4	2041.0	2083.7	2036.1	1941.2	1831.7	1791.1	1794.7
52.5°	1845.7	1854.0	1909.9	1999.4	2091.2	2160.0	2131.0	2036.1	1928.0	1888.4	1892.8
55°	1823.2	1829.4	1896.4	2007.4	2122.2	2207.1	2211.5	2129.0	2022.4	1987.7	2000.1
57.5°	1720.8	1728.5	1810.3	1955.6	2126.1	2238.9	2272.0	2215.1	2110.6	2082.4	2089.6
60°	1560.6	1565.6	1652.7	1816.2	2050.6	2252.1	2310.6	2285.5	2197.0	2168.8	2178.6
62.5°	1275.3	1282.6	1386.8	1605.9	1891.0	2213.0	2347.8	2343.7	2277.5	2251.6	2260.4
65°	871.8	884.4	999.8	1276.9	1645.0	2093.5	2381.7	2411.5	2348.6	2316.0	2327.6
67.5°	526.4	535.7	619.3	843.1	1258.8	1852.4	2346.8	2488.5	2398.8	2346.3	2355.8
68°	470.5	479.1	548.9	760.8	1164.3	1784.4	2315.0	2497.3	2404.2	2345.7	2354.3
70°	284.3	290.0	336.8	470.3	776.3	1415.5	2097.9	2490.1	2438.9	2353.0	2357.9
72.5°	185.2	187.0	194.8	241.4	396.6	791.6	1574.6	2320.4	2490.9	2395.2	2394.4
75°	153.9	152.9	153.7	159.1	195.6	347.2	920.1	1833.0	2374.5	2328.7	2312.4
77.5°	130.1	129.3	129.1	129.3	130.9	167.6	399.4	1141.8	1817.0	2059.9	2074.4
80°	105.3	104.2	107.6	106.1	101.4	104.2	167.4	474.9	856.5	921.4	863.5
82.5°	76.6	72.7	87.2	83.0	79.2	73.5	92.4	153.4	204.4	140.2	98.6
85°	59.0	54.8	66.2	63.6	54.3	37.5	54.8	75.0	82.8	47.3	37.3
87.5°	24.1	25.4	47.9	37.8	31.8	18.1	22.5	30.0	40.4	20.2	15.5
90°	0.0	0.0	0.0	0.0	0.0	0.0	0.0	0.0	0.0	0.0	0.0

(END OF REPORT)